



# Navjeevan's

## Prep. Academy

**CLASS K.G**



**11TH MAY 2024 TO 30TH JUNE 2024**

**Motivation is what sets you in motion; habit is what keeps you going**  
- Jim Ryun

This year your holiday homework is the perfect blend of fun and academics. It has been designed to ensure that you enjoy and learn at the same time.

Dear Parent/Guardian,

We, at NPA, owe you big thanks for your constant support in making teaching learning a happy process for our children even in these difficult times.

As the culmination of the tutorial session, we take this chance to congratulate you on the promotion of your child to the subsequent class. We hope our mutual endeavor of producing learned individuals imbued with moral values has been accomplished.

Summer is here and to make it fun and interesting for children we have framed some exciting activities to keep them engaged.

We wish you all have a pleasant and safe summer break.

Kind Regards,  
NPA TEAM

Learning by doing :

- Practice tying shoe laces and buttoning up your shirt .
- Keep your room clean and well organized.
- Don't forget to spend time with your grandparents and help them.
- Eat nutritious food and stay healthy.

Help your child to practice the following sentences, “Self-introduction”.

1. Hello! My name is \_\_\_\_\_
2. I am \_\_\_\_\_ years old.
3. I am a boy/girl.
1. My favorite food is \_\_\_\_\_.
2. My hobby is \_\_\_\_\_.

\*Also make your child learn the home address and the telephone number.

## FATHER'S DAY CRAFT AND MAKE THEM FEEL SPECIAL.....

On father's day i.e. 16th June 2024 make your father feel very special by doing simple craft work with the help of your mother / sibling and click beautiful photographs and send it to your class teacher.

Sharing below some craft samples.



Make any one craft as per your choice and click the pictures with your dad and send the same to your class teacher.

## INTERNATIONAL YOGA DAY (21ST JUNE 2024)

Make your ward practice some simple yoga asana and encourage them to do the same on regular basis.

Educate them about the benefits of yoga in daily life.

Click the picture and share it with the class teacher.

# ENGLISH

- Do practice of writing A to Z in your notebook (two times)
- Write 5 words of 'a' sound (two times) example- Fan, Cat, Bag, Cab.
- Do practice of Cursive Writing : a to e in your Note Book
- Learn poem with action : Baa Baa Black sheep  
: I love you
- Circle the correct beginning sound of each picture.



C A N



C D O



G B A



A C R



C Y B



S U B



A T C



T R A



A P C



L B A



C A B



B O K



A E F



E L B



N M O



D G O


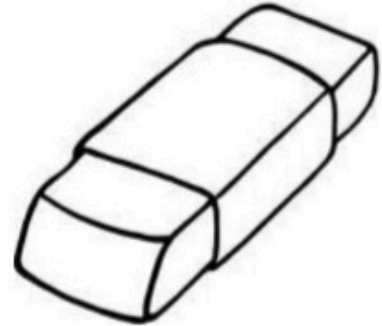
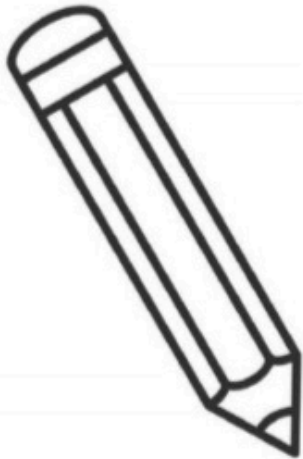


I R B




E P R

- Colour and match the things which you keep in your academy bag.
































- Learn phonics sound A to Z (example- A says ऐ... B says ब)



# Phonic Sounds

## (A-Z) (a-z)

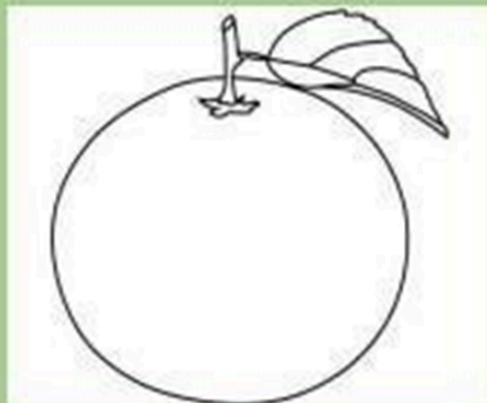

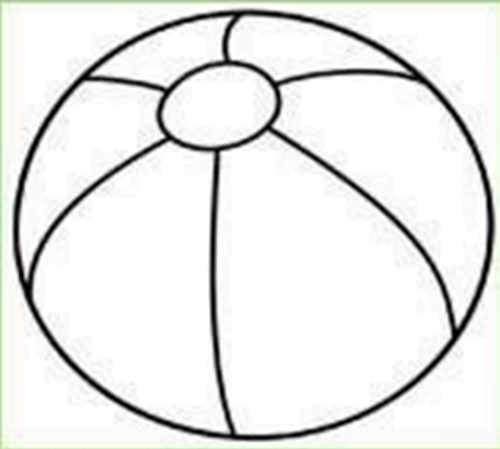


Alphabet	Phonic Sounds	Vocabulary	Alphabet	Phonic Sounds	Vocabulary
<b>Aa</b> says	ऐ	 <b>APPLE</b>	<b>Nn</b> says	न	 <b>NEST</b>
<b>Bb</b> says	ब	 <b>BALL</b>	<b>Oo</b> says	ओ	 <b>OWL</b>
<b>Cc</b> says	क	 <b>CAT</b>	<b>Pp</b> says	प	 <b>PARROT</b>
<b>Dd</b> says	ड	 <b>DOG</b>	<b>Qq</b> says	क्व	 <b>QUILT</b>
<b>Ee</b> says	ए	 <b>EGG</b>	<b>Rr</b> says	र	 <b>ROSE</b>
<b>Ff</b> says	फ	 <b>FISH</b>	<b>Ss</b> says	स	 <b>SUN</b>
<b>Gg</b> says	ग	 <b>GOAT</b>	<b>Tt</b> says	ट	 <b>TIGER</b>
<b>Hh</b> says	ह	 <b>HORSE</b>	<b>Uu</b> says	अ	 <b>URN</b>
<b>Ii</b> says	इ	 <b>INKPOT</b>	<b>Vv</b> says	व	 <b>VAN</b>
<b>Jj</b> says	ज	 <b>JOKER</b>	<b>Ww</b> says	वै	 <b>WATCH</b>
<b>Kk</b> says	क	 <b>KITE</b>	<b>Xx</b> says	एक्स	 <b>X-MAS TREE</b>
<b>Ll</b> says	ल	 <b>LION</b>	<b>Yy</b> says	य	 <b>YAK</b>
<b>Mm</b> says	म	 <b>MANGO</b>	<b>Zz</b> says	ज़	 <b>ZEBRA</b>

# ***Maths***

- Learn and write forward counting 1 to 100 (two times)
- Learn and write back counting 20 to 1 (two times)
- Learn and write table of 2 & 3 (Two times)

## **COLOUR THE CIRCLE SHAPED OBJECTS ONLY.**



# Greater Than Less Than

Directions: Compare each set of numbers. Write the correct symbol Greater than ( $>$ ) or Smaller than ( $<$ ).

---

9  8

1  0

0  2

10  2

7  5

6  8

3  7

4  9

4  2

7  10

**Write the middle number:**

① ○ ③

⑩ ○ ⑫

④ ○ ⑥

⑫ ○ ⑭

⑤ ○ ⑦

⑬ ○ ⑮

③ ○ ⑤







⑮ ○ ⑰

⑧ ○ ⑩

⑰ ○ ⑲



Count and write the number :



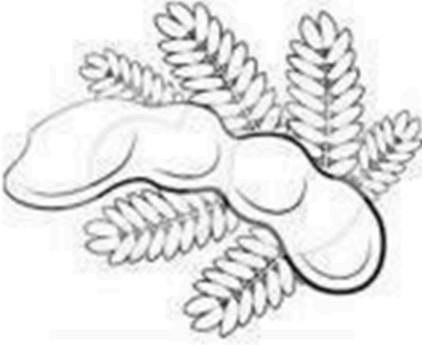

	
	
	
	
	
	

# Hindi


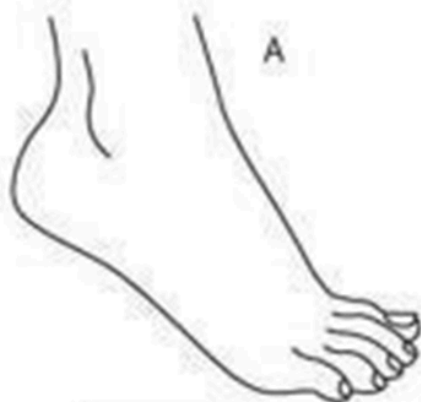
- अ से अं तक लिखे व याद करे (दो बार)
- अ से अः तक (श्रुतलेख) पढ़ो और लिखो ( दो बार)
- बुक वर्क सुलेख (एक पेज प्रतिदिन)

## स्वर ज्ञान

चित्र देखकर सही स्वर लिख तथा रंग स्रो।




चित्र देखकर सही स्वर लिख तथा रंग ना।



Spot the difference.

Find 5 differences and encircle them.



**Match the correct face.**

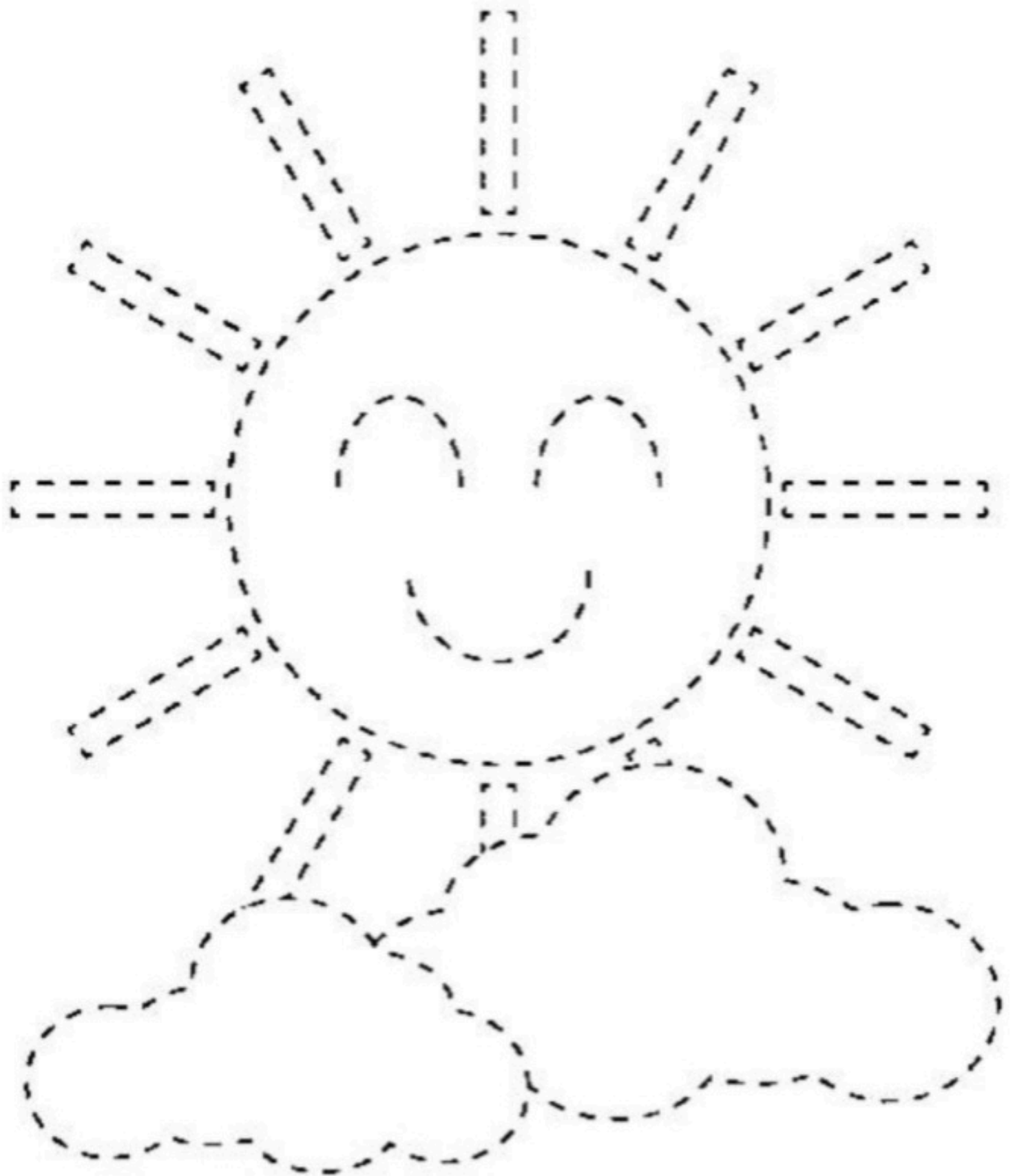


**Circle the happy face and cross (x) the sad face.**






- Trace the picture.
- Do tearing and pasting in the sun.
- Paste match sticks in sun rays.
- Do cotton pasting in the clouds.



- Colour the big animal.



Have a great



VaCaTion!